

The Port of New York & New Jersey

A foundation built on partnership.



Port Authority of New York and New Jersey



- Airports
- Tunnels & Bridges
- PATH
- Port of NY & NJ
- World Trade Center

- Established in 1921 by an act of US Congress

- Board of Commissioners chosen by Governors of NY(6) and NJ(6)

- Financially self-supporting through user fees and bond issues.

- Landlord Port

Why are Ports Important?

- 10% of World Trade is to/from the USA
- 22% of World GDP is US GDP
- 25% of US GDP is International Trade
- 90% US International Trade(by volume) Moves by Water
- 65% (by value)


Why are Ports Important?

In 2012, the New York-New Jersey Port Industry supported:

- 165,350 direct jobs
- 296,060 total jobs in the NY-NJ region
- Nearly \$18.3 billion in personal income
- Over \$28.9 billion in business income
- Almost \$6.1 billion in federal, state and local tax revenues
- Local and State Tax Revenue: \$2.05 billion
- Federal Tax Revenue: \$4.07 billion

Source: Economic Impact Study - NYSA

The Port of NY & NJ



**Largest container port in
East Coast and 3rd largest
in N. America**

**Largest auto
import/export port in USA**

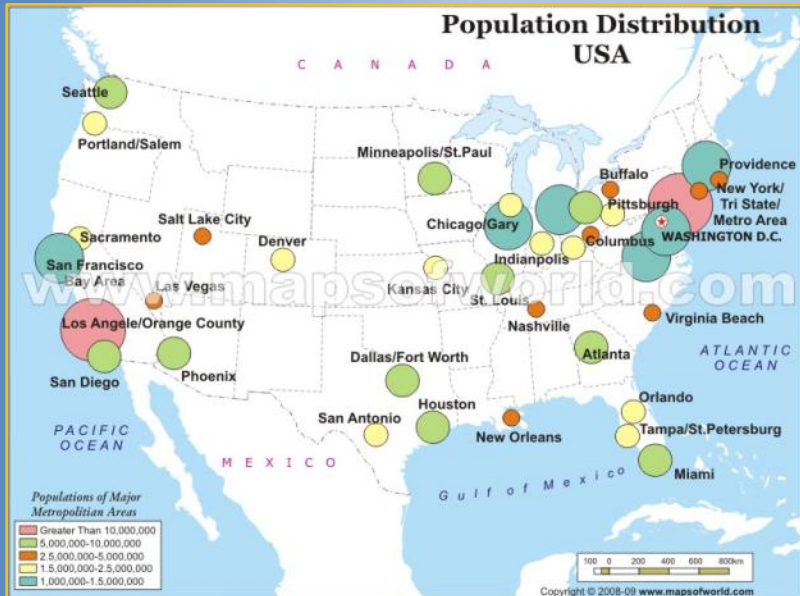
2012

**Largest refined petroleum
product port in USA**

**16% of US
containerized imports**

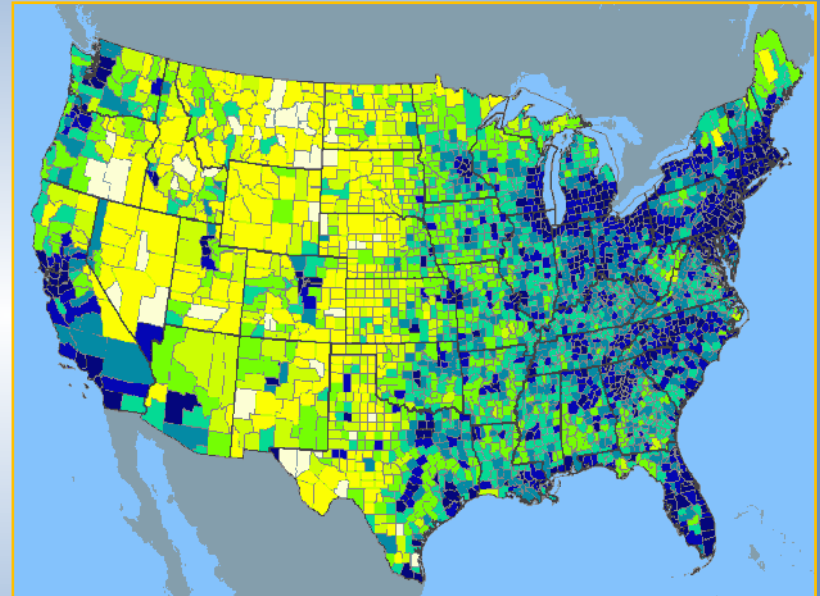
Location

Quick access to major population centers



Ability to reach 20% of the U.S. population in under 8 hours; more than 30% in under 48 hours.

Immediate entry to the most densely populated region of the U.S.

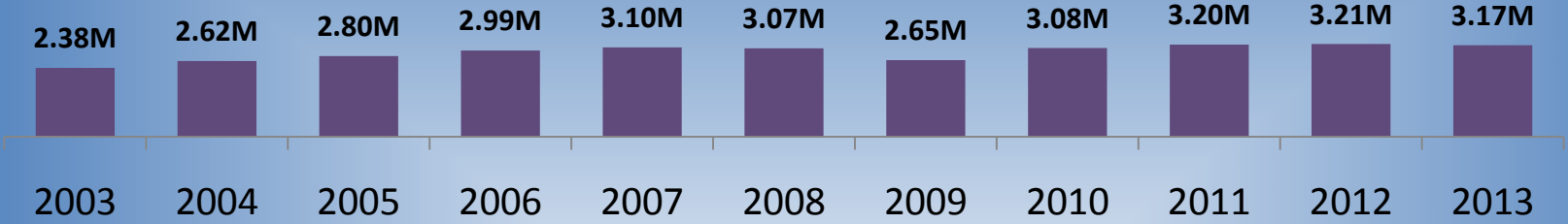


21% of U.S. Retail Sales are in the Northeast; 18% in the Midwest

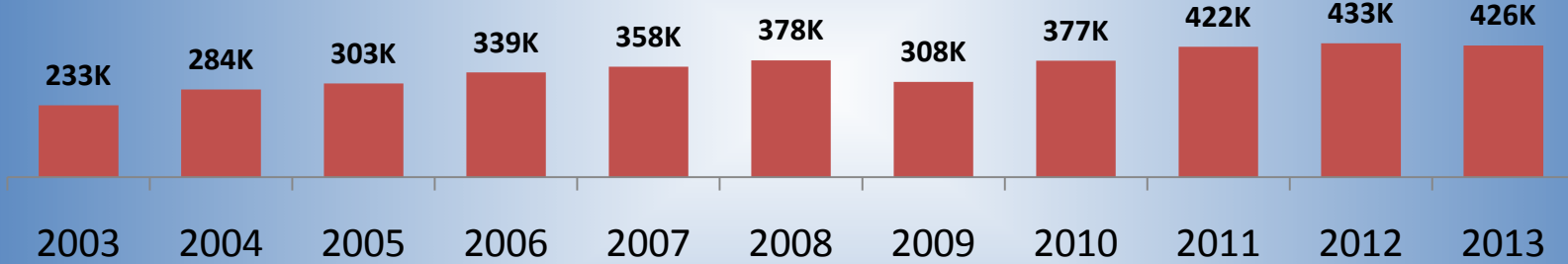
58% of Canadian Retail Sales are in the Provinces of Ontario & Quebec

Historical Volumes

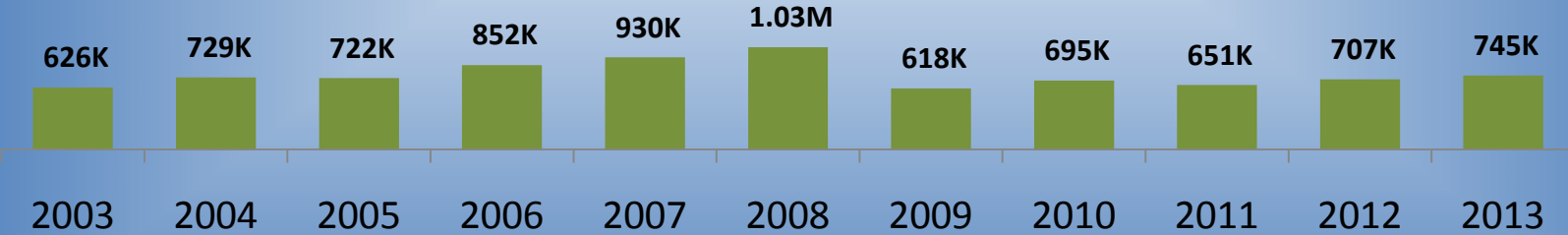
Container Volume



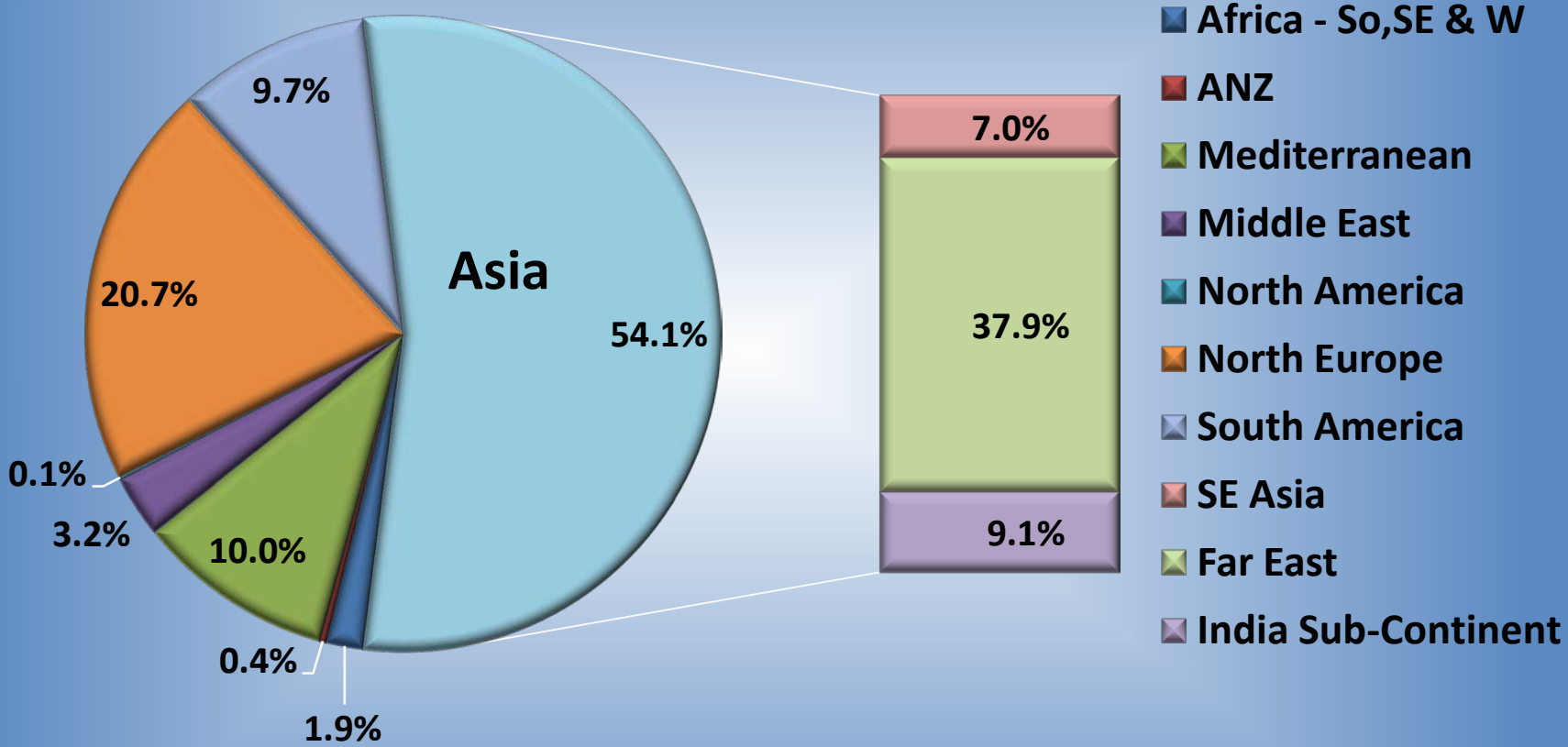
On Dock Rail Lifts



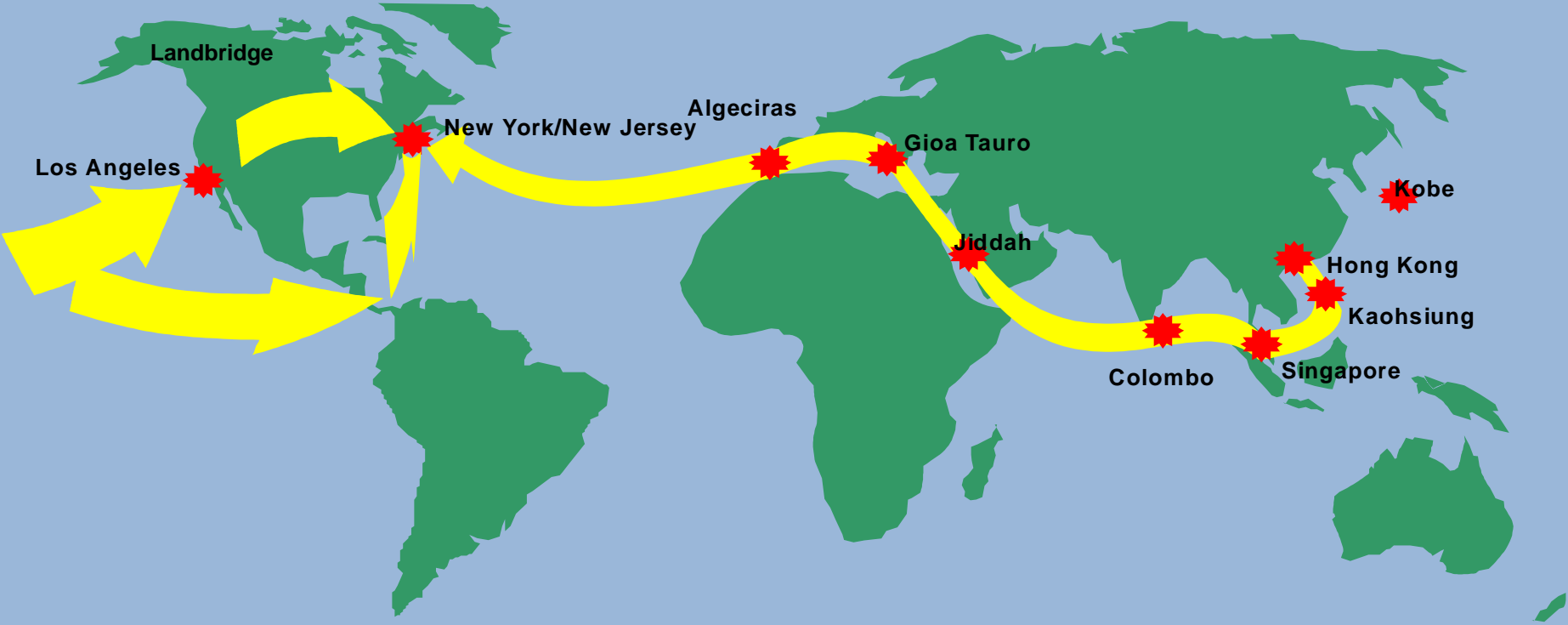
Autos



2013 Container O & D



PONYNJ: All Water Service





Challenges

A large container ship named 'VILLE D' AQUARIUS' is docked at a port. The ship is surrounded by stacks of shipping containers and port infrastructure, including cranes and masts. The scene is set against a bright, hazy background, suggesting a busy port environment.

-Infrastructure

-Productivity

-Sustainability

-Port Security

-Environment

-Resilience

-Finance

Rebuilding the Port



Harbor Deepening Project Overview

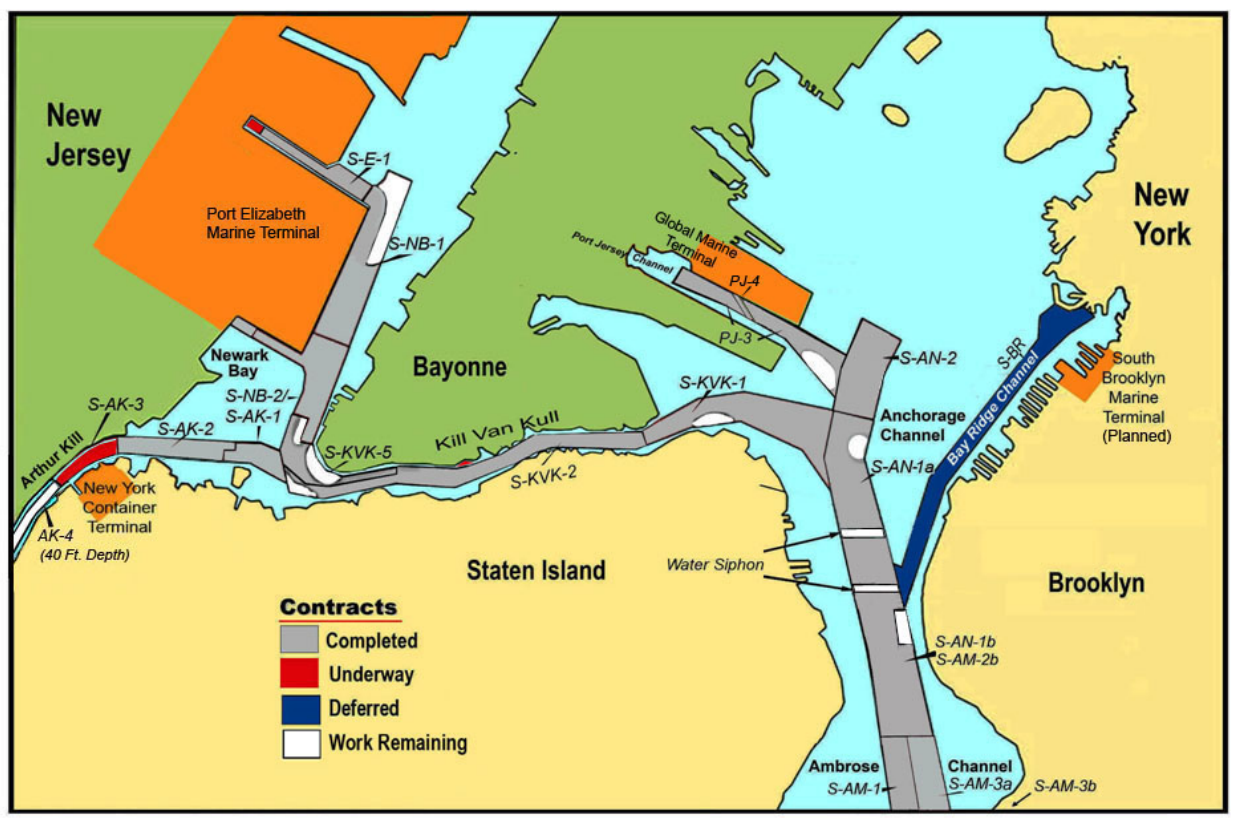
Description:

- Deepens 35 miles of navigation channels to 50 - 53 ft (mean low water) to provide deep draft access to the major container terminals within the Port of New York and New Jersey.
- Key features of the 50 ft. project include:
 - 21 dredging contracts; 16 complete
 - Restores 143 acres of tidal wetlands
 - Offsets NOx air emissions
 - Beneficial use of dredged material;
 - >154 acres of marsh ,
 - > 40 acres of sub littoral habitat

Total Project Cost
\$1.6 Billion

Cost Share
Approx. 54% Fed, 46% Non-Fed

Sponsor
Port Authority of New York & New Jersey
New Jersey Department of Transportation Office of Maritime Resources



CONTINUOUS INVESTMENT

2010

Board authorizes \$1 billion in capital funding for project

2011

Raise the Roadway option selected

\$25 m for planning and engineering services

Environmental Permitting Process Starts

2012

\$34.7 m authorized for engineering

Contractor RFQ issued

100% Final engineering design complete


2013

Complete Environmental Permitting

Issue bid documents and choose contractor

End 2015

Air Draft of 215 Feet available

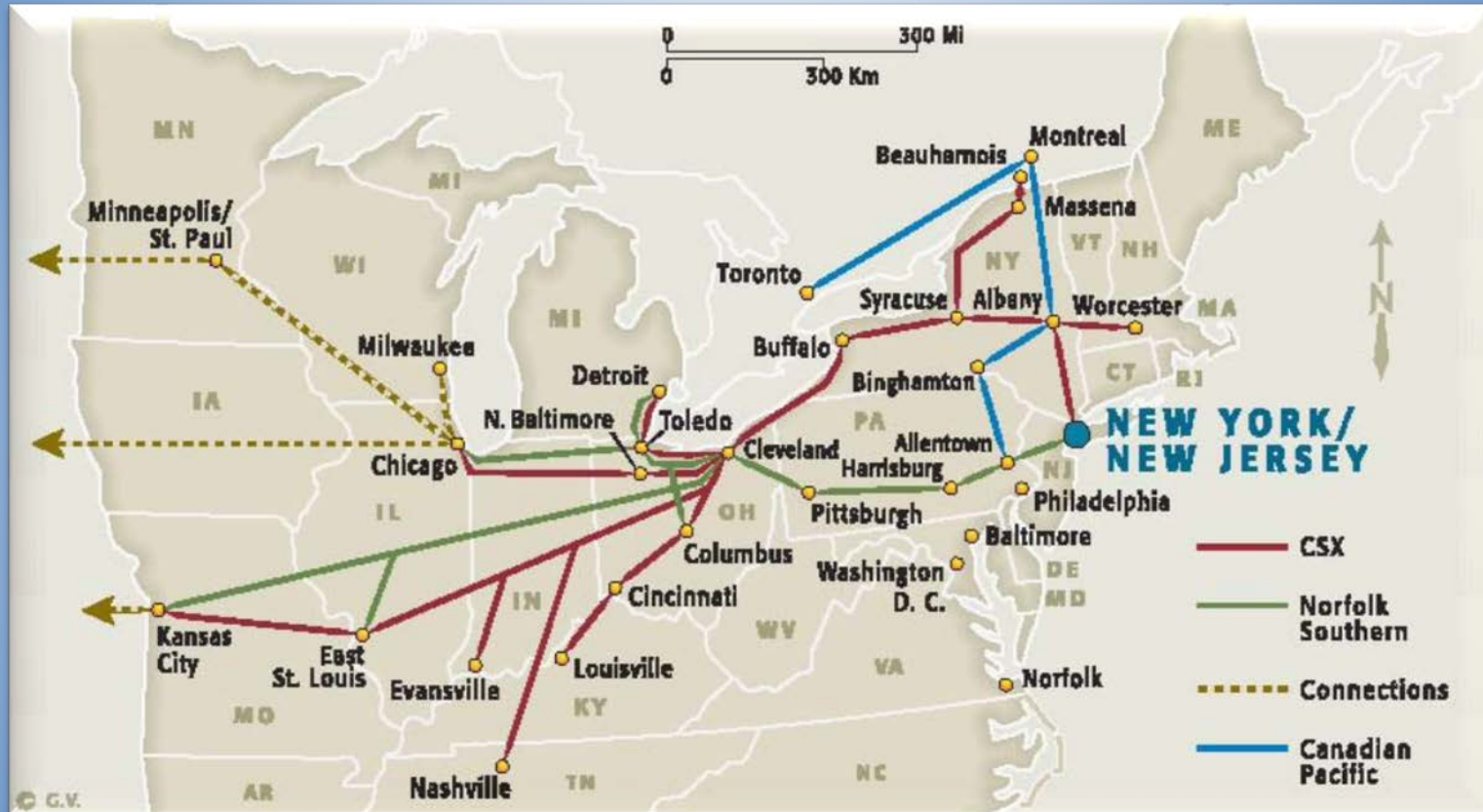


ExpressRail



More Inland Destinations

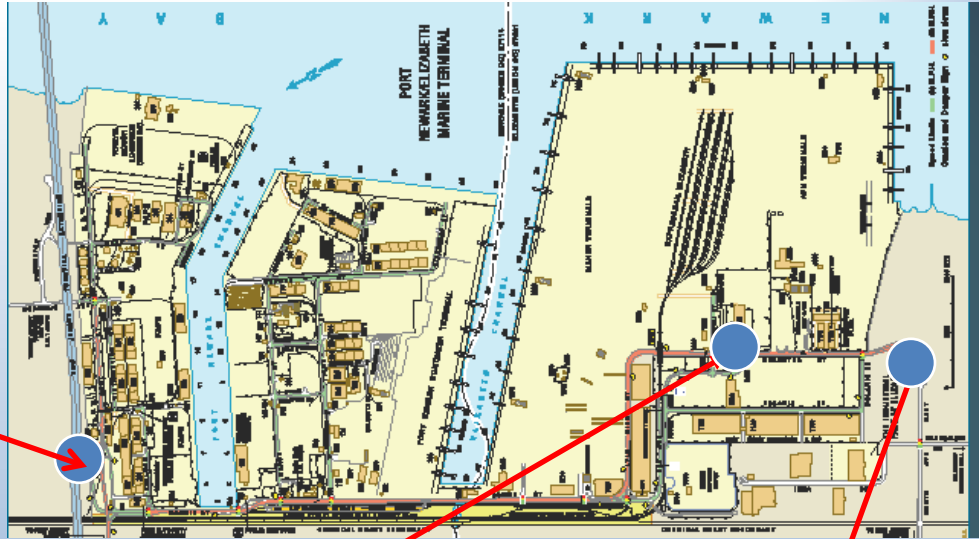
Served by CSX, Norfolk Southern & Canadian Pacific Railway



NJMT Roadway Improvements



Port St. & Brewster Rd.
Comp. 3Q - 2013



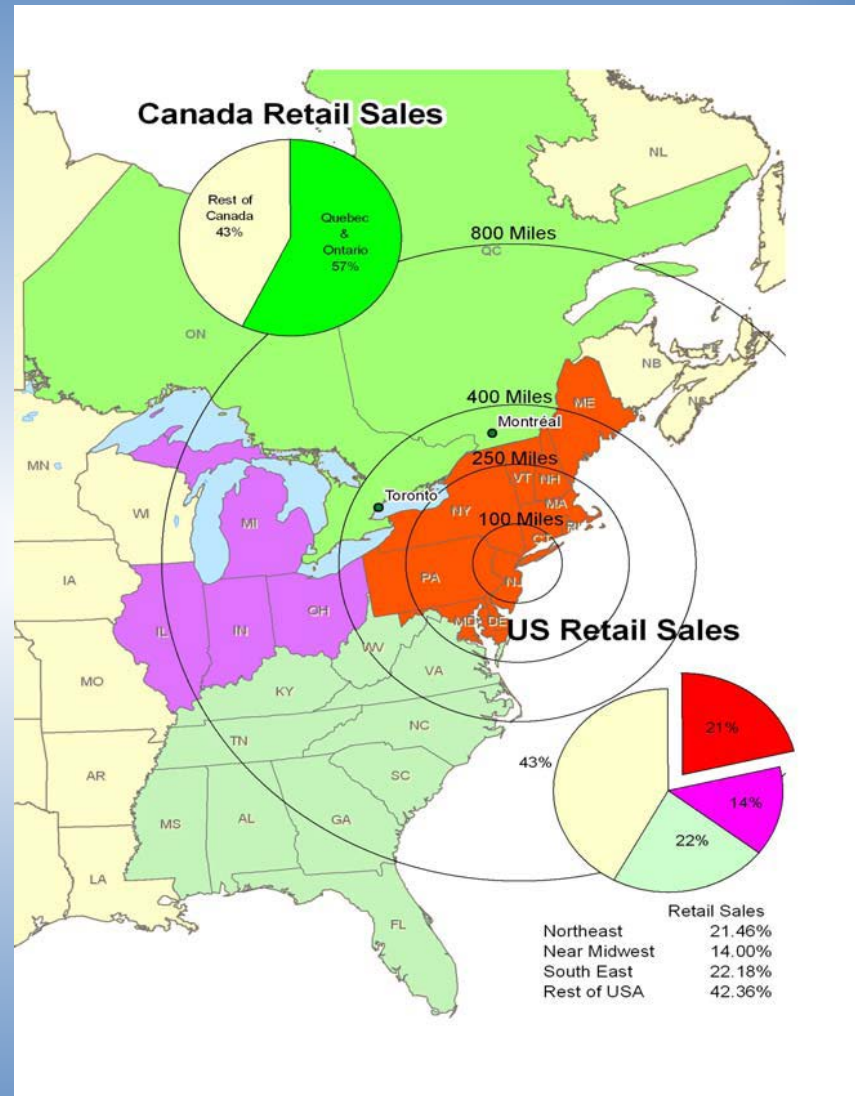
McLester St. Roadway Widening
Comp. 4Q - 2013



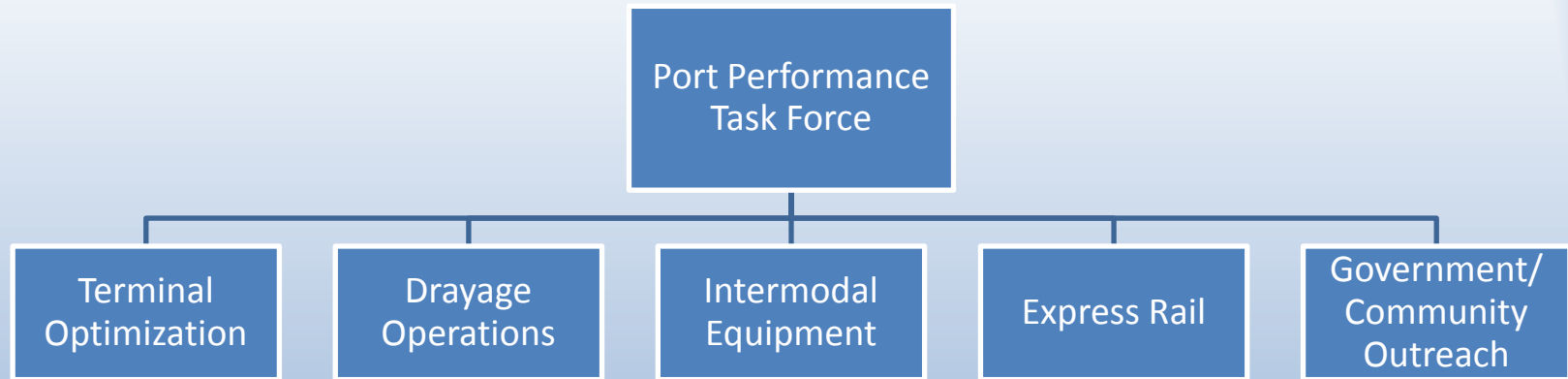
North Ave. / McLester St. Curve
Realignment Completed - 12/11

Warehousing and Distribution

- Most densely populated and affluent US region
- Push for one day fulfillment on internet sales
- Amazon investment in 1 m sq ft facility in Robbinsville, NJ. / 400+ employees
- NJ/PA market is 2nd largest industrial real estate market in USA (CA #1)



Port Performance Task Force



Mission Statement

To provide a framework for constituents in the Port of New York and New Jersey to discuss areas of common interest; identify challenges to port efficiency and service reliability and recommend potential solutions and Key Performance Indicators (KPI) in order to maintain the Port's position as a preeminent Port of the United States.

Sustainability

STRENGTHENING PORT SECURITY



Safety and security is a top priority of The Port Authority. Working with federal and state agencies, the port has made great strides to upgrade its security systems and develop new technologies to ensure the security of its facilities.

Stewards of the Environment

Clean Air Strategy Actions

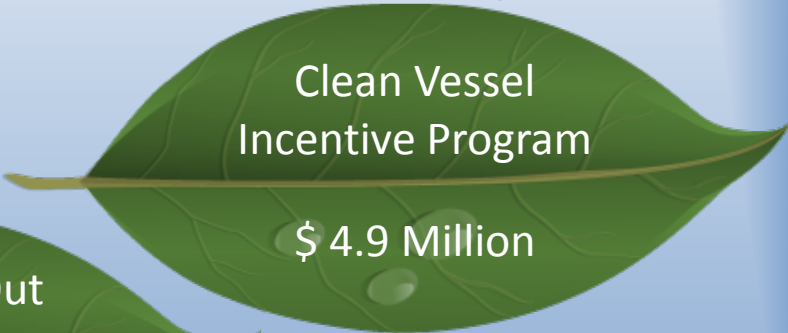
Federal, PANYNJ, Partners



Retrofit Locomotives
with Gen Sets

\$ 3 Million

PANYNJ



Clean Vessel
Incentive Program

\$ 4.9 Million



Truck Phase Out
Plan

\$ 34 Million

Federal and PANYNJ

Resilience

**How do we pay for
all of this?**

